

qsif

ACTIVE ASSET ALLOCATOR

LONG-SHORT FUND

An Interval investment strategy dynamically investing across equity, debt, equity and debt derivatives, REITs/InVITs and commodity derivatives, including limited short exposure on permitted instruments through derivatives

Powered By:
High Frequency
Analytics (HFA)

Based on
Systematic Active Investing

MULTI ASSET VERSATILITY
LONG SHORT EDGE



Three Minds

One Fund

Cross Asset, Cross Market

In a world of relentless uncertainty, even gold, humanity's oldest store of value, needs a strategy around it, not just a prayer

When combined thoughtfully with equity for potential growth, debt for relative stability, and commodities for inflation hedging, it becomes part of a multi-asset approach designed to navigate every market cycle



The Equity Mind

Reads earnings momentum,
sector shifts and market
mispricing

The Debt Mind

Analyzes yield curves,
credit spreads, duration risk
and capital flows

The Commodities Mind

Reads regime changes
across energy,
metals and resources

The Long-Short Multi Asset Fund



**Multi Asset Strength,
One Powerful Long-Short Strategy**



just
Multi Asset is not ^ diversification,
it is also intelligence

“ *To make money in markets, you have to be willing to move between them* ”
Quote by American Investor & Author – Jim Rogers



a grandmaster's approach
to diversified growth



The Unconstrained Investment Strategy Across MF & SIF Space

qsif active asset allocator long-short fund – with the objective of superior beta management & lesser drawdowns



BENCHMARK

40% Nifty 500 Total Return Index

+

30% CRISIL Short Term Bond Fund Index

+

30% iCOMDEX Composite Index

INVESTMENT STYLE

Multi-Asset portfolio

Beta management with 25% shorting option

Indicative* asset allocations, risk profiling & ranges

Instruments	Risk Profile	Range %
All cap cash equity / equity arbitrage	High /Low Risk	35 - 65
All cap unhedged derivative strategies (Long)	High Risk	0 - 65
All cap unhedged derivative strategies (Short)	High Risk	0 - 25
Debt / Debt unhedged derivatives (Long)	Moderate Risk	0 - 65
Debt unhedged derivatives (Short)	Moderate Risk	0 - 25
Hedging	Moderate Risk	0 - 100
Commodities Long / Arbitrage	High / Low Risk	0 - 30
Margins (Cash, T-bills, G-secs)	Minimal Risk	0 - 15

Opportunistically, the fund may invest in REITs & INVITs

An Active Asset Allocator strategy which will **dynamically rebalance exposures to different asset classes** and will extensively use derivatives within SEBI's prescribed regulatory limits for taking unhedged long & short exposure across asset classes

**Please refer ISID for standard asset allocations*

this strategy is designed with one objective – maximum agility – cross asset, cross market

The portfolio is not constrained by static allocation bands or single-style investing



Net Equity Exposure: Can range between 0% to 100% deploying derivatives strategy for both hedging and scaling. Further a net short equity exposure is also possible to the extent of 25%



Market Cap Agnostic: The Net Equity Exposure can be across large, mid or small cap space with no minimum and maximum bands



Fixed Income Exposure: Can range between 0% to 65% and actively managed based on opportunity and yield curve cycles



Commodities Exposure: Through the Exchange Traded Commodity Derivatives (ETCDs)* route can range between 0% to 30% and can take exposure beyond Gold and Silver to other commodities such as Energy (Crude Oil, Natural Gas etc.), Base Metals (Copper, Aluminum, Zinc etc.) Further exposure to Gold / Silver exposure through ETFs route can be taken between 0% to 65%



REITs, InvITs and Covered Calls: Opportunistically, the fund may take exposure to REITs and InvITs and deploy strategies like covered calls for low risk returns

*exposure to single commodity through ETCDs will be restricted to 10%

what makes this fund different

Is it a Large Cap Fund?

Is it a Mid Cap Fund?

Is it a Small Cap Fund?

It can invest across Large, Mid and Small Cap without constraints

Does it invest in equities?

Does it invest in debt?

Does it invest in commodities like Gold, Silver, Crude Oil, Natural Gas, Copper, Aluminum, Zinc?

It is Multi-asset in nature and can invest across equity, debt and commodities

Is the fund required to have minimum exposure to any of the asset class?*

It can have zero net exposure to any of the asset class at any given point in time, making it truly unconstrained

Is the fund long-only or can it benefit from weak trends in markets?

It can hedge 100% of long exposure and can also hold a net short position of 25% on the market

(*Minimum gross equity will be 35%, however net equity can be 0%)

qsif
ACTIVE ASSET
ALLOCATOR
LONG-SHORT FUND

Multi Asset Strategy
At Your Fingertips



why quant is well positioned to manage multi asset strategies?

quant Global Research (qGR) is uniquely positioned to manage an Active Asset Allocator Long-Short strategy, anchored in a holistic cross asset, cross market investment philosophy. With a proven track record in navigating market cycles through its multi asset offering, it has consistently demonstrated the ability to dynamically allocate across equities, debt, and commodities-capturing opportunities while managing downside risks

qGR's investment approach goes beyond siloed asset class thinking, integrating global macro insights, inter-market relationships, and relative value signals to build resilient portfolios. Complementing this is its strong expertise in long-short strategies, where disciplined use of derivatives enables both alpha generation and effective hedging

This combination of cycle-tested asset allocation, cross market perspective, and advanced long-short execution positions qsif Active Asset Allocator Long-Short Fund to deliver a truly adaptive, all-weather investment solution



our MF track record

quant multi asset allocation fund

Absolute Returns since: March 31, 2020* to March 30, 2026

Scheme
quant Multi Asset
Allocation Fund (Direct
[G])

432%

Benchmark

65% NIFTY 500 TRI + 15% CRISIL Short
Term Bond Fund Index + 20%
iCOMDEX Composite Index

197%

Outperformance

235%

Additional Benchmark
Nifty 50 TRI

178%

Outperformance

254%

Nifty
Small Cap 250 TRI

366%

Outperformance

66%

Nifty
Mid Cap 150 TRI

351%

Outperformance

81%

our MF track record

quant multi asset allocation fund

Period	Scheme Return(%)		Benchmark Return(%)	Outperformance of Direct Plan over Benchmark (%)	Nifty Return (%)	Value of Rs.10,000 invested			
	Direct	Regular				Scheme		Benchmark	Nifty
						Direct	Regular		
1 Month	-6.25	-6.34	-8.48	2.23	-11.30	9,375	9,366	9,152	8,870
3 Months	-3.51	-3.79	-7.73	4.22	-14.44	9,649	9,621	9,227	8,556
6 Months	5.22	4.61	0.19	5.03	-9.02	10,522	10,461	10,019	9,098
1 Year	17.54	16.11	8.93	8.61	-3.99	11,754	11,611	10,893	9,601
2 Years	13.11	11.71	8.63	4.48	1.19	12,795	12,479	11,800	10,240
3 Years	23.04	21.43	12.37	10.67	10.03	18,628	17,907	14,189	13,320
5 Years	24.83	22.94	10.15	14.68	10.01	30,310	28,083	16,215	16,113
10 Years	18.26	17.33	17.32	0.94	12.54	53,486	49,436	49,399	32,594
Since Inception	15.50 (launch date: 07-01-2013)	11.52 (launch date: 17-04-2001)	N.A.	3.70*	11.80	67,245	1,51,860	N.A.	2,93,927

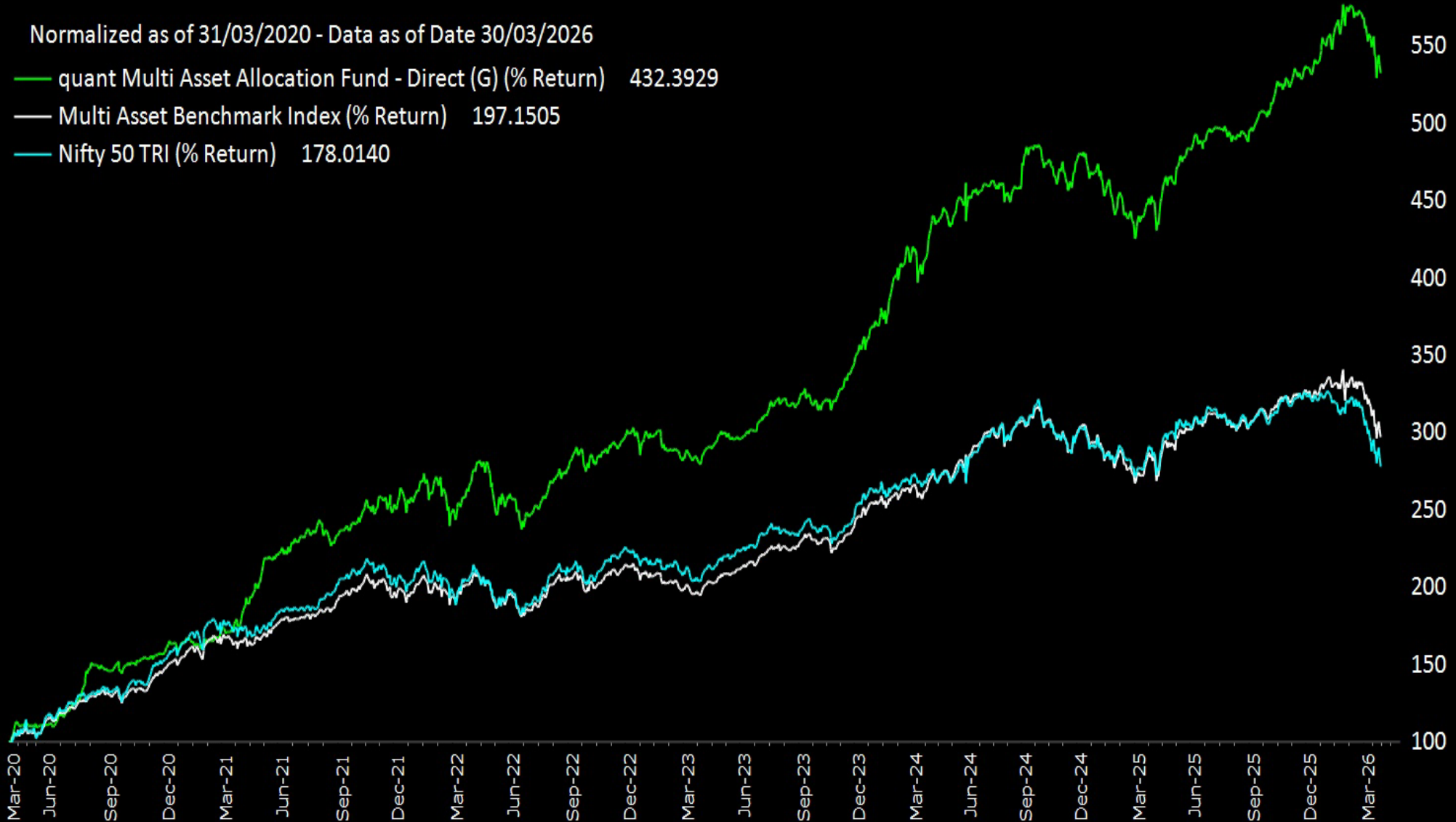
Data as on March 30, 2026. Past performance may or may not be sustained in the future. Returns are compounded annualized (CAGR) XIRR formula is used for SIP calculations of Rs. 10,000 invested on 1st Business Day of each month. *Since Inception Date = Date of First allotment in the Scheme / Plan. * Compared with Nifty, since benchmark index data is not available.

our MF track record

quant multi asset allocation fund

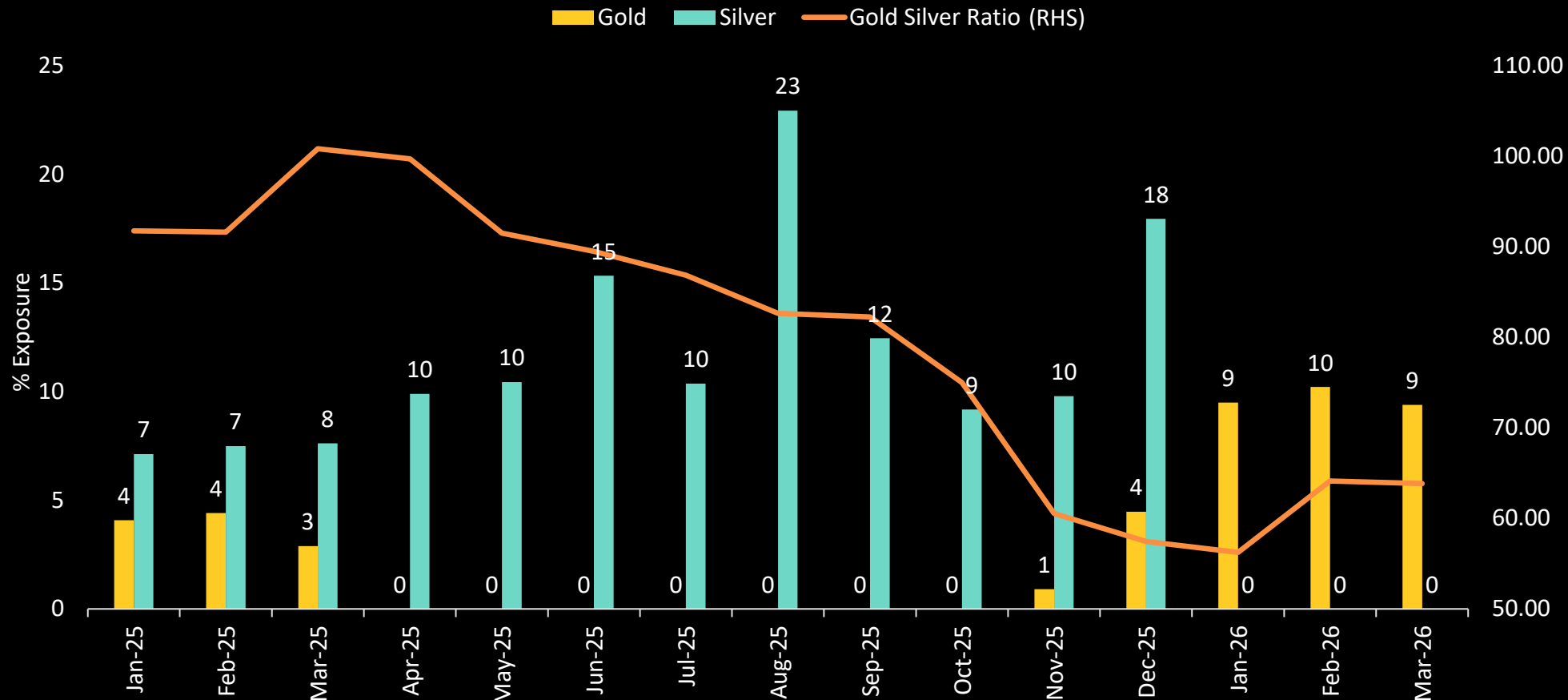
Normalized as of 31/03/2020 - Data as of Date 30/03/2026

- quant Multi Asset Allocation Fund - Direct (G) (% Return) 432.3929
- Multi Asset Benchmark Index (% Return) 197.1505
- Nifty 50 TRI (% Return) 178.0140



our MF track record

quant multi asset allocation fund



The Gold–Silver Ratio reflects the relative value between gold and silver—when it rises, gold tends to outperform; when it falls, silver takes the lead. As seen in the chart, our allocation between gold and silver tactically shifted at key inflexion points—tilting towards the metal gaining strength at the right time. This strategy translated into a more efficient capture of relative opportunities driven by disciplined timing.

quant MF – equity & hybrid schemes performance

Fund	Money Managers	3 Months		6 Months		1 Year		3 Years		5 Years		Since Inception	
		Fund	BM	Fund	BM	Fund	BM	Fund	BM	Fund	BM	Fund	BM
quant Small Cap Fund (Inception Date: Oct. 29, 1996)	Sandeep Tandon, Ankit Pande, Varun Pattani, Ayusha Kumbhat, Yug Tibrewal, Sameer Kate, Sanjeev Sharma	9.45%	6.23%	-1.78%	-3.75%	9.37%	9.56%	21.34%	21.95%	23.33%	19.00%	17.15%	15.57%
quant ELSS Tax Saver Fund (Inception Date: Apr. 13, 2000)	Sandeep Tandon, Ankit Pande, Varun Pattani, Ayusha Kumbhat, Yug Tibrewal, Sameer Kate, Sanjeev Sharma	7.11%	-1.59%	0.10%	-4.64%	11.95%	3.96%	18.61%	15.33%	18.99%	14.04%	19.72%	13.55%
quant Mid Cap Fund (Inception Date: Mar. 20, 2001)	Sandeep Tandon, Ankit Pande, Varun Pattani, Ayusha Kumbhat, Yug Tibrewal, Sameer Kate, Sanjeev Sharma	10.66%	2.52%	-0.44%	-0.44%	1.74%	11.40%	18.01%	23.32%	20.49%	20.07%	16.76%	18.07%
quant Multi Asset Allocation Fund (Inception Date: Apr. 17, 2001)	Sandeep Tandon, Ankit Pande, Varun Pattani, Ayusha Kumbhat, Yug Tibrewal, Sameer Kate, Sanjeev Sharma	-0.06%	-0.19%	7.64%	4.45%	22.34%	15.15%	24.05%	13.64%	23.32%	10.96%	15.96%	N.A.
quant Aggressive Hybrid Fund (Inception Date: Apr. 04, 2001)	Sandeep Tandon, Ankit Pande, Varun Pattani, Ayusha Kumbhat, Yug Tibrewal, Sameer Kate, Sanjeev Sharma, Jignesh Shah	6.82%	-3.31%	1.38%	-4.62%	11.32%	0.40%	15.34%	9.56%	16.13%	9.68%	16.75%	N.A.
quant Multi Cap Fund (Inception Date: Apr. 17, 2001)	Sandeep Tandon, Ankit Pande, Varun Pattani, Ayusha Kumbhat, Yug Tibrewal, Sameer Kate, Sanjeev Sharma, Jignesh Shah	7.49%	0.27%	-1.96%	-3.93%	4.89%	5.95%	13.30%	17.88%	15.03%	16.02%	18.14%	14.93%
quant Liquid Fund (Inception Date: Oct. 03, 2005)	Sanjeev Sharma, Haroonvardhan Sirahi	1.56%	1.62%	3.01%	3.05%	6.11%	6.10%	6.89%	6.87%	6.13%	6.05%	7.16%	6.72%
quant Large & Mid Cap Fund (Inception Date: Jan. 08, 2007)	Sandeep Tandon, Ankit Pande, Varun Pattani, Ayusha Kumbhat, Yug Tibrewal, Sameer Kate, Sanjeev Sharma	10.53%	-0.64%	1.01%	-3.18%	5.54%	6.29%	18.44%	18.12%	18.40%	16.19%	17.80%	15.50%
quant Infrastructure Fund (Inception Date: Sep. 20, 2007)	Sandeep Tandon, Ankit Pande, Varun Pattani, Ayusha Kumbhat, Yug Tibrewal, Sameer Kate, Sanjeev Sharma, Jignesh Shah	12.99%	3.02%	0.84%	-1.74%	14.50%	8.07%	21.54%	21.71%	23.29%	19.54%	17.23%	11.58%
quant Focused Fund (Inception Date: Aug. 28, 2008)	Sandeep Tandon, Ankit Pande, Varun Pattani, Ayusha Kumbhat, Yug Tibrewal, Sameer Kate, Sanjeev Sharma, Jignesh Shah	2.86%	-1.59%	-3.79%	-4.64%	5.04%	3.96%	15.75%	15.33%	14.37%	14.04%	16.34%	13.55%
quant Flexi Cap Fund (Inception Date: Oct. 17, 2008)	Sandeep Tandon, Ankit Pande, Varun Pattani, Ayusha Kumbhat, Yug Tibrewal, Sameer Kate, Sanjeev Sharma, Jignesh Shah	9.02%	-1.59%	2.51%	-4.64%	9.19%	3.96%	19.19%	15.33%	20.32%	14.04%	18.51%	13.55%
quant ESG Integration Strategy Fund (Inception Date: Nov. 05, 2020)	Sandeep Tandon, Ankit Pande, Varun Pattani, Ayusha Kumbhat, Yug Tibrewal, Sameer Kate, Sanjeev Sharma	7.10%	-4.50%	1.56%	-4.87%	9.24%	3.67%	18.34%	14.42%	20.91%	11.94%	26.77%	14.93%
quant Quantamental Fund (Inception Date: May. 03, 2021)	Sandeep Tandon, Ankit Pande, Varun Pattani, Ayusha Kumbhat, Yug Tibrewal, Sameer Kate, Sanjeev Sharma	6.69%	-2.62%	3.87%	-4.87%	13.47%	3.03%	21.06%	14.53%	N.A.	N.A.	20.85%	13.44%
quant Value Fund (Inception Date: Nov. 30, 2021)	Sandeep Tandon, Ankit Pande, Varun Pattani, Ayusha Kumbhat, Yug Tibrewal, Sameer Kate, Sanjeev Sharma	14.10%	-1.59%	7.16%	-4.64%	18.11%	3.96%	25.19%	15.33%	N.A.	N.A.	20.61%	11.48%
quant Large Cap Fund (Inception Date: Aug. 11, 2022)	Sandeep Tandon, Ankit Pande, Varun Pattani, Ayusha Kumbhat, Yug Tibrewal, Sameer Kate, Sanjeev Sharma, Jignesh Shah	2.39%	-3.76%	-3.62%	-5.91%	7.65%	1.32%	17.19%	12.84%	N.A.	N.A.	12.94%	10.32%
quant Overnight Fund (Inception Date: Dec. 04, 2022)	Sanjeev Sharma, Haroonvardhan Sirahi	1.18%	1.23%	2.47%	2.57%	5.24%	5.39%	6.42%	6.28%	N.A.	N.A.	6.42%	6.31%
quant Gilt Fund (Inception Date: Dec. 21, 2022)	Sanjeev Sharma, Haroonvardhan Sirahi	0.16%	-0.11%	0.72%	0.61%	0.95%	1.00%	5.89%	6.68%	N.A.	N.A.	6.23%	7.05%
quant Dynamic Asset Allocation Fund (Inception Date: Apr. 12, 2023)	Sandeep Tandon, Ankit Pande, Varun Pattani, Ayusha Kumbhat, Yug Tibrewal, Sameer Kate, Sanjeev Sharma	2.10%	-2.56%	-3.88%	-3.59%	2.65%	0.63%	18.58%	8.80%	N.A.	N.A.	18.61%	9.05%
quant Business Cycle Fund (Inception Date: May. 30, 2023)	Sandeep Tandon, Ankit Pande, Varun Pattani, Ayusha Kumbhat, Yug Tibrewal, Sameer Kate, Sanjeev Sharma, Jignesh Shah	5.71%	-1.59%	0.35%	-4.64%	3.83%	3.96%	N.A.	N.A.	N.A.	N.A.	18.39%	14.25%
quant BFSI Fund (Inception Date: Jun. 20, 2023)	Sandeep Tandon, Ankit Pande, Varun Pattani, Ayusha Kumbhat, Yug Tibrewal, Sameer Kate, Sanjeev Sharma	0.72%	-6.05%	2.49%	-6.18%	23.26%	-0.77%	N.A.	N.A.	N.A.	N.A.	26.68%	10.97%
quant Healthcare Fund (Inception Date: Jul. 17, 2023)	Sandeep Tandon, Ankit Pande, Varun Pattani, Ayusha Kumbhat, Yug Tibrewal, Sameer Kate, Sanjeev Sharma	7.19%	7.58%	-0.01%	0.82%	6.58%	6.78%	N.A.	N.A.	N.A.	N.A.	18.47%	20.06%
quant Manufacturing Fund (Inception Date: Aug. 14, 2023)	Sandeep Tandon, Ankit Pande, Varun Pattani, Ayusha Kumbhat, Yug Tibrewal, Sameer Kate, Sanjeev Sharma, Jignesh Shah	10.56%	3.49%	0.27%	1.97%	9.22%	16.02%	N.A.	N.A.	N.A.	N.A.	17.90%	20.27%
quant Teck Fund (Inception Date: Sep. 11, 2023)	Sandeep Tandon, Ankit Pande, Varun Pattani, Ayusha Kumbhat, Yug Tibrewal, Sameer Kate, Sanjeev Sharma	-5.76%	-22.66%	-15.44%	-17.63%	-14.65%	-15.98%	N.A.	N.A.	N.A.	N.A.	0.81%	-1.84%
quant Momentum Fund (Inception Date: Nov. 20, 2023)	Sandeep Tandon, Ankit Pande, Varun Pattani, Ayusha Kumbhat, Yug Tibrewal, Sameer Kate, Sanjeev Sharma	5.22%	-1.59%	2.63%	-4.64%	7.00%	3.96%	N.A.	N.A.	N.A.	N.A.	17.75%	11.98%
quant Commodities Fund (Inception Date: Dec. 27, 2023)	Sandeep Tandon, Ankit Pande, Varun Pattani, Ayusha Kumbhat, Yug Tibrewal, Sameer Kate, Sanjeev Sharma	17.18%	6.41%	7.21%	8.35%	18.91%	21.47%	N.A.	N.A.	N.A.	N.A.	18.54%	14.38%
quant Consumption Fund (Inception Date: Jan. 24, 2024)	Sandeep Tandon, Ankit Pande, Varun Pattani, Ayusha Kumbhat, Yug Tibrewal, Sameer Kate, Sanjeev Sharma	1.14%	-0.37%	-6.09%	-8.53%	-7.10%	1.78%	N.A.	N.A.	N.A.	N.A.	-1.77%	8.98%
quant PSU Fund (Inception Date: Feb. 20, 2024)	Sandeep Tandon, Ankit Pande, Varun Pattani, Ayusha Kumbhat, Yug Tibrewal, Sameer Kate, Sanjeev Sharma	12.01%	5.29%	4.62%	6.96%	9.89%	13.46%	N.A.	N.A.	N.A.	N.A.	5.45%	7.49%
quant Arbitrage Fund (Inception Date: Apr. 04, 2025)	Sameer Kate, Yug Tibrewal, Sanjeev Sharma, Harshvardhan Bharatia	1.74%	1.42%	3.80%	3.53%	7.27%	7.00%	N.A.	N.A.	N.A.	N.A.	7.41%	6.94%
quant Equity Savings Fund (Inception Date: Jul. 24, 2025)	Sandeep Tandon, Ankit Pande, Varun Pattani, Ayusha Kumbhat, Sameer Kate, Sanjeev Sharma	1.45%	-0.87%	0.99%	-0.59%	N.A.	N.A.	N.A.	N.A.	N.A.	N.A.	5.00%	2.29%

Note: Data as on 30 April 2026. All returns are for direct plan. The calculation of returns since inception uses 07-01-2013 as the starting date for quant Small Cap Fund, quant ELSS Tax Saver Fund, quant Mid Cap Fund, quant Multi Asset Allocation Fund, quant Aggressive Hybrid Fund, quant Multi Cap Fund, quant Liquid Fund, quant Large & Mid Cap Fund, quant Infrastructure Fund, quant Focused Fund, quant Flexi Cap Fund. The Since Inception returns for all schemes are calculated on an annualized basis. Past performance may or may not be sustained in the future. Returns are compounded annualized (CAGR). Load is not taken into consideration for computation of performance.

quant MF – debt schemes performance

Fund	Fund Manager	7 Days		15 Days		1 Month		3 Month		6 Months		1 Year		3 Years		5 Years		Since Inception	
		Fund	BM	Fund	BM	Fund	BM	Fund	BM	Fund	BM	Fund	BM	Fund	BM	Fund	BM	Fund	BM
quant Liquid Fund (Inception Date: Oct. 03, 2005)	Sanjeev Sharma, Haroonvardhan Sirohi	4.59%	4.29%	4.71%	4.65%	6.50%	7.46%	6.24%	6.46%	6.01%	6.09%	6.11%	6.10%	6.89%	6.87%	6.13%	6.05%	7.16%	6.72%
quant Overnight Fund (Inception Date: Dec. 04, 2022)	Sanjeev Sharma, Haroonvardhan Sirohi	4.80%	5.06%	4.73%	4.96%	4.89%	5.12%	4.71%	4.91%	4.94%	5.14%	5.24%	5.39%	6.42%	6.28%	N.A.	N.A.	6.42%	6.31%
quant Gilt Fund (Inception Date: Dec. 21, 2022)	Sanjeev Sharma, Haroonvardhan Sirohi	-12.03%	-21.33%	-7.17%	-12.93%	10.59%	14.38%	0.65%	-0.46%	1.44%	1.23%	0.95%	1.00%	5.89%	6.68%	N.A.	N.A.	6.23%	7.05%

Note: Data as on 30 April 2026. The above performance data uses absolute returns for period less than 1 year and annualized returns for period more than 1 year for Direct (G) plans. However, different plans have different expense structure. Past performance may not be indicative of future performance.

qsif - equity & hybrid strategies performance

Strategies	Fund Manager	7 Days		15 Days		1 Month		3 Months		6 Months		1 Year		Since Inception	
		Fund	BM	Fund	BM	Fund	BM	Fund	BM	Fund	BM	Fund	BM	Fund	BM
qsif Equity Long-Short Fund (Inception Date: Oct. 07, 2025)	Sandeep Tandon, Sameer Kate, Jignesh Shah, Ankit Pande, Sanjeev Sharma	0.28%	-0.82%	1.81%	-0.54%	5.40%	0.41%	13.68%	10.52%	4.35%	-1.59%	-0.04%	-4.64%	N.A.	N.A.
qsif Hybrid Long-Short Fund (Inception Date: Oct. 15, 2025)	Sandeep Tandon, Sameer Kate, Jignesh Shah, Ankit Pande, Sanjeev Sharma	0.16%	-0.50%	1.24%	-0.62%	2.60%	-0.78%	6.94%	3.92%	6.48%	-2.56%	4.46%	-3.59%	N.A.	N.A.
qsif Equity Ex Top 100 Long-Short Fund (Inception Date: Nov. 12, 2025)	Sandeep Tandon, Sameer Kate, Jignesh Shah, Ankit Pande, Sanjeev Sharma	0.41%	-0.82%	1.53%	-0.54%	5.17%	0.41%	15.39%	10.52%	5.65%	-1.59%	N.A.	N.A.	N.A.	N.A.
qsif Active Asset Allocator Long-Short Fund (Inception Date: Apr. 21, 2026)	Sandeep Tandon, Sameer Kate, Jignesh Shah, Ankit Pande, Sanjeev Sharma	0.00%	N.A.	0.00%	N.A.	0.00%	N.A.	0.00%	N.A.	0.00%	N.A.	N.A.	N.A.	N.A.	N.A.

Note: Data as on 30 April 2026. Past performance may or may not be sustained in the future. Returns are compounded annualized (CAGR). Load is not taken into consideration for computation of performance.

quant mf schemes: risk-o-meters

quant Small Cap Fund
A Small Cap Fund - An open ended equity scheme investing in Small Cap portfolio of Equity Shares

This product is suitable for investors who are seeking*:

- To generate Capital appreciation.
- To invest predominantly in Small cap portfolio of Equity Shares with growth potential.

*Investors should consult their financial advisers if in doubt about whether the product is suitable for them.

quant ELSS Tax Saver Fund
An ELSS Fund - An open ended equity linked saving scheme with a statutory lock in of 3 years and tax benefit

This product is suitable for investors who are seeking*:

- To generate Capital appreciation.
- To invest in equity and equity related instruments.

*Investors should consult their financial advisers if in doubt about whether the product is suitable for them.

quant Mid Cap Fund
A Mid Cap Fund - An open ended equity scheme investing in Mid Cap Companies

This product is suitable for investors who are seeking*:

- To generate Capital appreciation.
- To invest in a portfolio of Mid Cap Companies.

*Investors should consult their financial advisers if in doubt about whether the product is suitable for them.

quant Multi Asset Allocation Fund (Formerly known as quant Multi Asset Fund)
A Multi Asset Allocation Fund - An open ended scheme investing in equity, debt and commodity

This product is suitable for investors who are seeking*:

- To generate Capital appreciation.
- To invest in equity, debt and commodity.

*Investors should consult their financial advisers if in doubt about whether the product is suitable for them.

quant Aggressive Hybrid Fund (Formerly known as quant Absolute Fund)
An Aggressive Hybrid Fund - An open ended hybrid scheme investing predominantly in equity and equity related instruments

This product is suitable for investors who are seeking*:

- To generate Capital appreciation.
- To invest predominantly in equity and equity related instruments.

*Investors should consult their financial advisers if in doubt about whether the product is suitable for them.

quant Liquid Fund
A Liquid Fund - An open ended Liquid Scheme - Relatively Low interest rate risk and moderate Credit Risk

This product is suitable for investors who are seeking*:

- To generate income through a portfolio comprising money market and debt instruments

*Investors should consult their financial advisers if in doubt about whether the product is suitable for them.

quant Multi Cap Fund (Formerly known as quant Active Fund)
A Multi Cap Fund - An open ended equity scheme investing across Large Cap, Mid Cap and Small Cap Companies

This product is suitable for investors who are seeking*:

- To generate Capital appreciation.
- To invest in a portfolio of Large Cap, Mid Cap and Small Cap Companies.

*Investors should consult their financial advisers if in doubt about whether the product is suitable for them.

quant Large and Mid Cap Fund
A Large & Mid Cap Fund - An open ended equity scheme investing across Large & Mid Cap Companies

This product is suitable for investors who are seeking*:

- To generate Capital appreciation
- To invest in a portfolio of Large & Mid Cap Companies

*Investors should consult their financial advisers if in doubt about whether the product is suitable for them.

quant Infrastructure Fund
A Thematic/Sectoral Fund - An open ended equity scheme investing in the companies of Infrastructure sector

This product is suitable for investors who are seeking*:

- To generate Capital appreciation
- To invest in a portfolio of companies operating in Infrastructure sector

*Investors should consult their financial advisers if in doubt about whether the product is suitable for them.

quant Focused Fund
A Focused Fund - An open ended equity scheme investing in maximum 30 large cap stocks

This product is suitable for investors who are seeking*:

- To generate Capital appreciation
- To invest predominantly in maximum 30 large cap stocks.

*Investors should consult their financial advisers if in doubt about whether the product is suitable for them.

quant Flexi Cap Fund
A Flexi Cap Fund - An open-ended dynamic equity investing across large cap, mid cap, small cap stocks

This product is suitable for investors who are seeking*:

- To generate Capital appreciation.
- To invest in a portfolio of Large Cap, Mid Cap and Small Cap Companies.

*Investors should consult their financial advisers if in doubt about whether the product is suitable for them.

quant ESG Integration Strategy Fund (Formerly known as quant ESG Equity Fund)
A Thematic/Sectoral Fund - An Open ended equity scheme investing in companies demonstrating sustainable practices across Environment, Social and Governance (ESG) theme

This product is suitable for investors who are seeking*:

- Capital appreciation over long term
- Investments in companies demonstrating sustainable practices across Environment, Social and Governance (ESG) parameters.

*Investors should consult their financial advisers if in doubt about whether the product is suitable for them.

quant Quantamental Fund
A Thematic/Sectoral Fund - An Open ended equity scheme investing based on a quant model theme

This product is suitable for investors who are seeking*:

- To generate Capital appreciation.
- To invest in equity and equity related instruments.

*Investors should consult their financial advisers if in doubt about whether the product is suitable for them.

quant Value Fund
A Value Fund - An open ended equity scheme investing in a well-diversified portfolio of value stocks

This product is suitable for investors who are seeking*:

- Capital appreciation over long term
- Investments in a well-diversified portfolio of value stocks

*Investors should consult their financial advisers if in doubt about whether the product is suitable for them.

quant Large Cap Fund
A Large Cap Fund - An open ended equity scheme predominantly investing in large cap stocks

This product is suitable for investors who are seeking*:

- Capital appreciation over long term
- Investment in equity and equity related instruments as well as debt and money market instruments while managing risk through active asset allocation

*Investors should consult their financial advisers if in doubt about whether the product is suitable for them.

quant Overnight Fund
An Overnight Fund - An open ended Debt Scheme investing in Overnight securities - Relatively Low interest rate risk and Relatively Low Credit Risk

This product is suitable for investors who are seeking*:

- To generate income through a portfolio comprising money market and debt instruments

*Investors should consult their financial advisers if in doubt about whether the product is suitable for them.

quant Gilt Fund
A Gilt Fund - An open ended debt scheme investing in government securities across maturity - Relatively High interest rate risk and Relatively Low Credit Risk

This product is suitable for investors who are seeking*:

- To generate income through investing in government securities across maturity

*Investors should consult their financial advisers if in doubt about whether the product is suitable for them.

quant Dynamic Asset Allocation Fund
A Dynamic Asset Allocation Fund - An Open Ended Dynamic Asset Allocation Fund

This product is suitable for investors who are seeking*:

- Capital appreciation over long term
- Investment in equity and equity related instruments as well as debt and money market instruments while managing risk through active asset allocation

*Investors should consult their financial advisers if in doubt about whether the product is suitable for them.

quant Business Cycle Fund
A Thematic/Sectoral Fund - An Open ended equity scheme following business cycles based investing theme

This product is suitable for investors who are seeking*:

- Capital appreciation over long term
- An equity scheme that invests predominantly in Indian markets with focus on riding business cycles through dynamic allocation between various sectors and stocks at different stages of business cycles.

*Investors should consult their financial advisers if in doubt about whether the product is suitable for them.

quant BFSI Fund
A Thematic/Sectoral Fund - An open ended equity scheme investing in banking and financial services related sectors

This product is suitable for investors who are seeking*:

- Capital appreciation over long term
- To generate consistent returns by investing in equity and equity related instruments of banking and financial services

*Investors should consult their financial advisers if in doubt about whether the product is suitable for them.

quant Healthcare Fund
A Thematic/Sectoral Fund - An open ended equity scheme investing in Healthcare sector

This product is suitable for investors who are seeking*:

- Capital appreciation over long term
- Equity Investments in stocks of companies in the healthcare sector

*Investors should consult their financial advisers if in doubt about whether the product is suitable for them.

quant Manufacturing Fund
A Thematic/Sectoral Fund - An open ended equity scheme following manufacturing theme

This product is suitable for investors who are seeking*:

- Capital appreciation over long term
- To generate consistent returns by investing in equity and equity related instruments of manufacturing-centric companies

*Investors should consult their financial advisers if in doubt about whether the product is suitable for them.

quant Teck Fund
A Thematic/Sectoral Fund - An open ended equity scheme investing in technology-centric companies

This product is suitable for investors who are seeking*:

- Capital appreciation over long term
- To generate consistent returns by investing in equity and equity related instruments of technology-centric companies

*Investors should consult their financial advisers if in doubt about whether the product is suitable for them.

quant Momentum Fund
A Thematic/Sectoral Fund - An open ended equity scheme following momentum theme

This product is suitable for investors who are seeking*:

- To generate Capital appreciation
- To invest predominantly in stocks exhibiting momentum characteristics.

*Investors should consult their financial advisers if in doubt about whether the product is suitable for them.

Data as on 30 April 2026.

INVESTMENTS IN SPECIALIZED INVESTMENT FUND INVOLVES RELATIVELY HIGHER RISK INCLUDING POTENTIAL LOSS OF CAPITAL, LIQUIDITY RISK AND MARKET VOLATILITY. PLEASE READ ALL INVESTMENT STRATEGY RELATED DOCUMENTS CAREFULLY BEFORE MAKING THE INVESTMENT DECISION. MUTUAL FUND INVESTMENTS ARE SUBJECT TO MARKET RISKS, READ ALL SCHEME RELATED DOCUMENTS CAREFULLY

quant mf schemes: risk-o-meters

quant Commodities Fund
A Thematic/Sectoral Fund - An open ended equity scheme investing in commodity and commodity related sectors

This product is suitable for investors who are seeking*:

Scheme Riskometer	Benchmark Riskometer

***To generate long term capital appreciation**

An equity scheme that predominantly invests in companies engaged in commodity and commodity related sectors.

***Investors should consult their financial advisers if in doubt about whether the product is suitable for them.**

quant Consumption Fund
A Thematic/Sectoral Fund - An open ended equity scheme following consumption theme

This product is suitable for investors who are seeking*:

Scheme Riskometer	Benchmark Riskometer

***To generate long term capital appreciation**

An equity scheme that predominantly invests in equity and equity related securities of companies benefiting directly or indirectly from consumption led demand in India.

***Investors should consult their financial advisers if in doubt about whether the product is suitable for them.**

quant PSU Fund
A Thematic/Sectoral Fund - An open ended equity scheme investing in PSU/PSU subsidiaries sector

This product is suitable for investors who are seeking*:

Scheme Riskometer	Benchmark Riskometer

***To generate long term capital appreciation**

Investments in diversified basket of equity stocks of domestic Public Sector Undertakings and their subsidiaries.

***Investors should consult their financial advisers if in doubt about whether the product is suitable for them.**

quant Arbitrage Fund
An open ended scheme investing in arbitrage opportunities

This product is suitable for investors who are seeking*:

Scheme Riskometer	Benchmark Riskometer

***Income over short to medium term**

Investment in arbitrage opportunities in the cash & derivatives segment of the equity market

***Investors should consult their financial advisers if in doubt about whether the product is suitable for them.**

quant Equity Savings Fund
An open ended scheme investing in equity, arbitrage and debt

This product is suitable for investors who are seeking*:

Scheme Riskometer	Benchmark Riskometer

***To generate income by investing in arbitrage opportunities in the cash and derivatives segment of the equity market, fixed income securities and capital appreciation through an exposure to equity and equity related instruments.**

Regular Income & Capital appreciation

***Investors should consult their financial advisers if in doubt about whether the product is suitable for them.**

qsif Strategies: risk bands

qsif Equity Long-Short Fund
An open-ended equity investment strategy investing in listed equity and equity related instruments including limited short exposure in equity through derivative instruments

This Product is suitable for investors who are seeking

Risk-band*	Benchmark Risk-band (as applicable)

To generate long-term capital appreciation by investing in a diversified portfolio of equity and equity-related instruments while employing limited short exposure through derivatives to enhance returns and manage risk efficiently.

***The Risk Band has been as specified by AMFI. Product labelling assigned during the New Fund Offer (NFO) is based on internal assessment of the investment strategy characteristics or model portfolio and the same may vary post NFO when the actual investments are made. Investors should consult their financial advisers if in doubt about whether the product is suitable for them.**

qsif Hybrid Long-Short Fund
An interval investment strategy investing in equity and debt securities, including limited short exposure in equity and debt through derivatives

This Product is suitable for investors who are seeking

Risk-band*	Benchmark Risk-band (as applicable)

To achieve a blend of capital appreciation and income generation by maintaining a balanced exposure to equity and debt instruments, with a minimum of 25% in each, while utilising up to 25% in short derivative positions to enhance returns and manage risk efficiently.

***The Risk Band has been as specified by AMFI. Product labelling assigned during the New Fund Offer (NFO) is based on internal assessment of the investment strategy characteristics or model portfolio and the same may vary post NFO when the actual investments are made. Investors should consult their financial advisers if in doubt about whether the product is suitable for them.**

qsif Equity Ex-Top 100 Long-Short Fund
An open-ended equity investment strategy investing in listed equity and equity related instruments including limited short exposure in equity through derivative instruments, outside the top 100 stocks by market capitalization

This Product is suitable for investors who are seeking

Risk-band*	Benchmark Risk-band (as applicable)

To generate long-term capital appreciation by investing in a diversified portfolio of equity and equity-related instruments while employing limited short exposure through derivatives to enhance returns and manage risk efficiently.

***The Risk Band has been as specified by AMFI. Product labelling assigned during the New Fund Offer (NFO) is based on internal assessment of the investment strategy characteristics or model portfolio and the same may vary post NFO when the actual investments are made. Investors should consult their financial advisers if in doubt about whether the product is suitable for them.**

qsif Active Asset Allocator Long-Short Fund
An interval investment strategy dynamically investing across equity, debt, equity and debt derivatives, INVITS and commodity derivatives, including limited short exposure on permitted instruments through derivatives

This Product is suitable for investors who are seeking

Risk-band*	Benchmark Risk-band (as applicable)

To achieve long-term capital appreciation and income generation by dynamically allocating investments across multiple asset classes—equity, debt, equity and debt derivatives, INVITS, and commodity derivatives—while utilising up to 25% short exposure on permitted instruments through derivatives to optimize returns and manage risk efficiently.

***The Risk Band has been as specified by AMFI. Product labelling assigned during the New Fund Offer (NFO) is based on internal assessment of the investment strategy characteristics or model portfolio and the same may vary post NFO when the actual investments are made. Investors should consult their financial advisers if in doubt about whether the product is suitable for them.**

Sector Rotation Long-Short Fund
An open-ended investment strategy investing in equity and equity related instruments including limited short exposure in equity through derivative instruments, of maximum four sectors

This Product is suitable for investors who are seeking

Risk-band*	Benchmark Risk-band (as applicable)

To achieve long-term capital appreciation by concentrating investments in equity and equity-related instruments of up to four high-potential sectors, while employing limited short exposure through derivatives to capitalize on sector-specific downturns and enhance risk-adjusted returns.

***The Risk Band has been as specified by AMFI. Product labelling assigned during the New Fund Offer (NFO) is based on internal assessment of the investment strategy characteristics or model portfolio and the same may vary post NFO when the actual investments are made. Investors should consult their financial advisers if in doubt about whether the product is suitable for them.**

Data as on 30 April 2026.

INVESTMENTS IN SPECIALIZED INVESTMENT FUND INVOLVES RELATIVELY HIGHER RISK INCLUDING POTENTIAL LOSS OF CAPITAL, LIQUIDITY RISK AND MARKET VOLATILITY. PLEASE READ ALL INVESTMENT STRATEGY RELATED DOCUMENTS CAREFULLY BEFORE MAKING THE INVESTMENT DECISION. MUTUAL FUND INVESTMENTS ARE SUBJECT TO MARKET RISKS, READ ALL SCHEME RELATED DOCUMENTS CAREFULLY

CELEBRATING

30 YEARS
1995-2025



Analytics & Risk Platform

30 years of 'quantamine'

CELEBRATING

30 YEARS
1996-2026

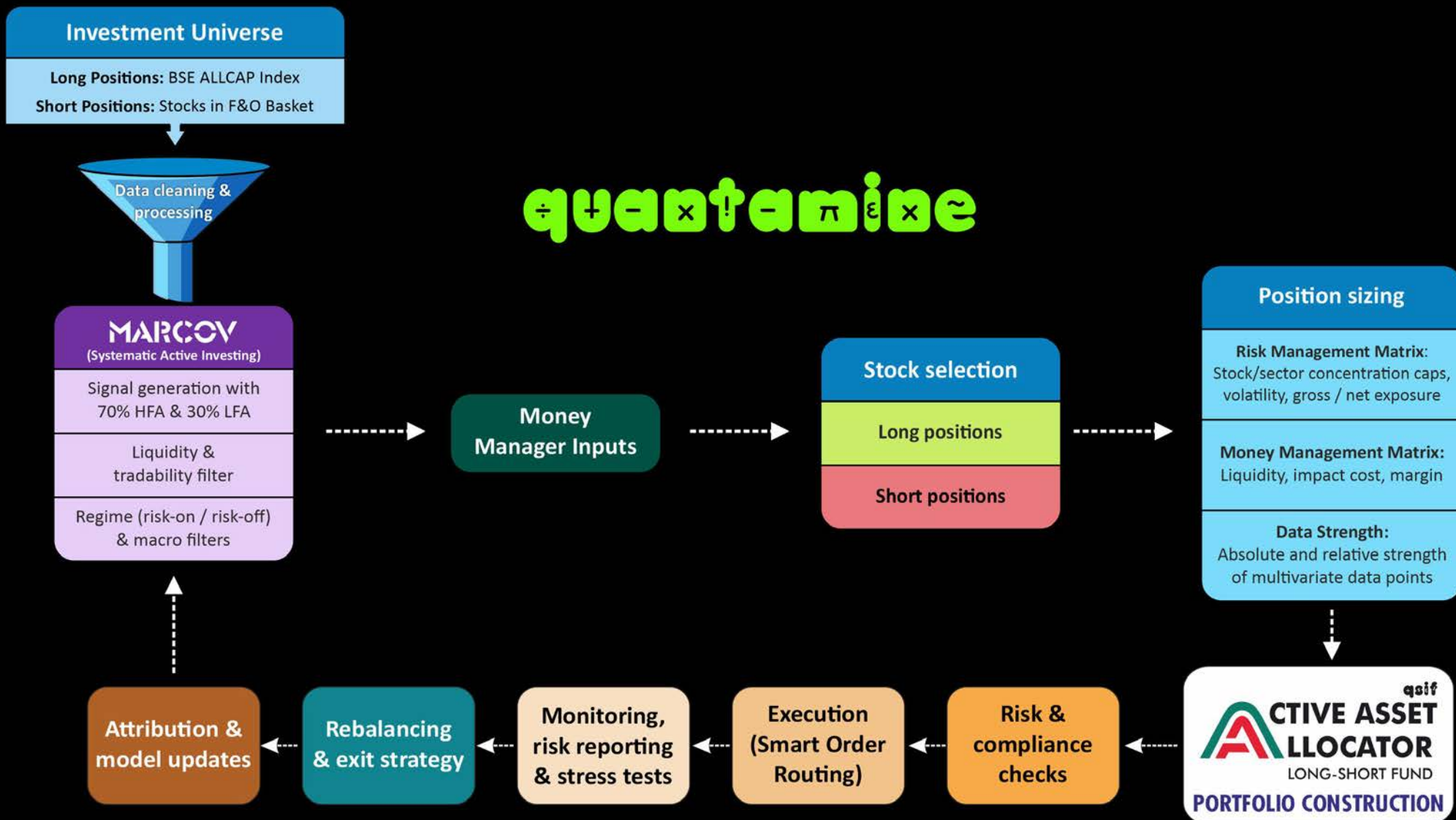


Money Management Platform

30 years of Mutual Fund

*2018, current management took the charge

investment process – equity



investment process – fixed income

- The investment process will focus exclusively on **high-quality, investment-grade debt securities** ensuring that the portfolio remains within a strong credit profile while targeting stable returns
- The portfolio will include a mix of
 - **corporate bonds,**
 - **debentures, certificates of deposit,**
 - **commercial papers, treasury bills, and**
 - **government securities,** depending on prevailing market opportunities
- For tactical positioning, **exchange-traded derivatives** such as **interest rate futures** may be used to take both long and short exposures in a transparent and regulated manner
- **This process combines quality-focused security selection, active duration management, and prudent use of derivatives to balance safety, liquidity, and performance**
- **Endeavour is to invest in relevant debt instruments with a clear objective to generate accrual and potential price appreciation**

Commodity exposure is driven by macro cycles, supply-demand dynamics and global positioning

Focus on commodities where there is a clear imbalance

- Supply constraints or disruptions
- Demand acceleration (cyclical or structural)
- Prices below marginal cost of production
- Inventory drawdowns or tightness

Positioning aligned with key global variables

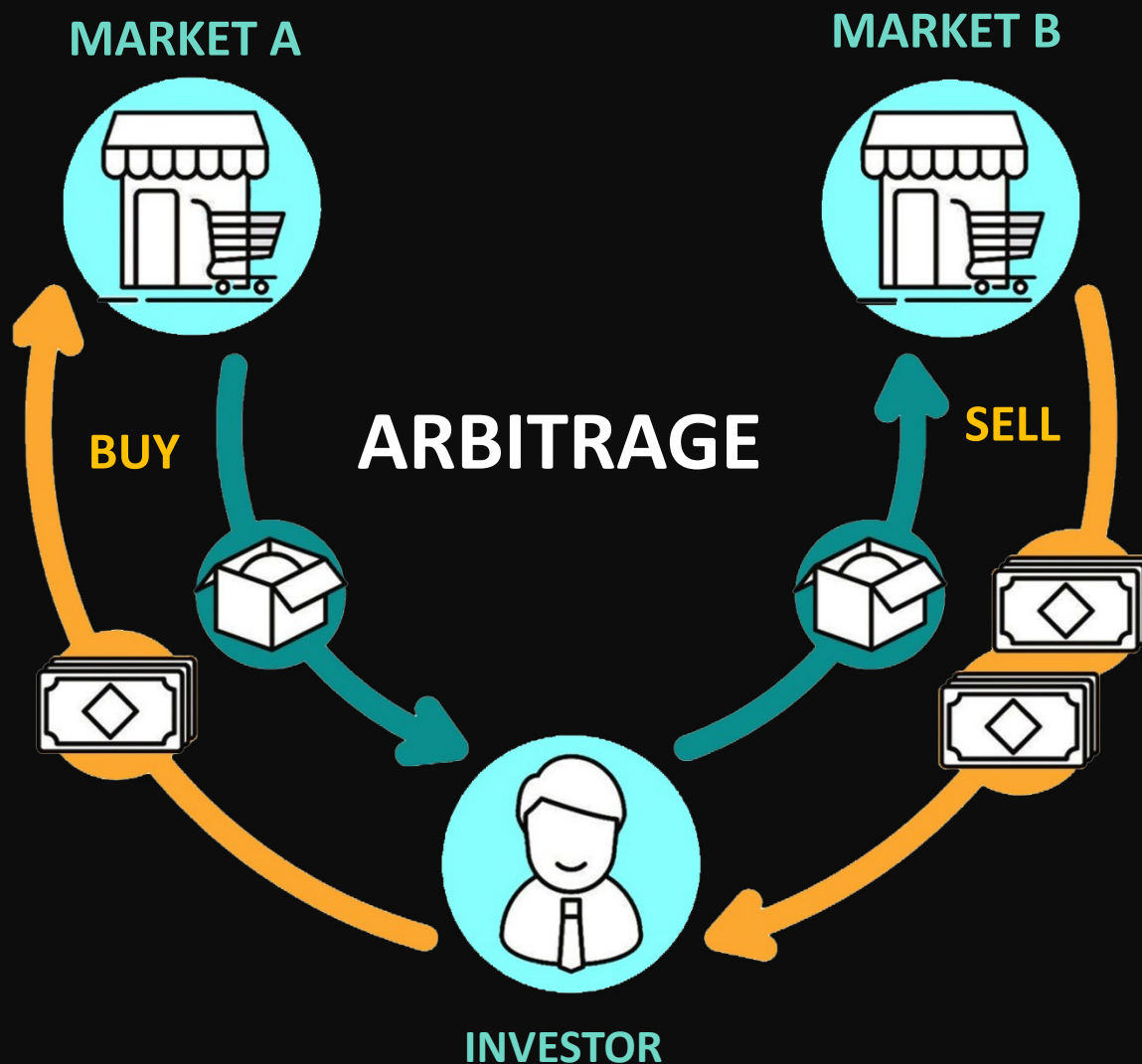
- Inflation trajectory
- Interest rates and real yields
- Currency trends (especially USD)
- Geopolitical developments

Commodity Buckets

- Precious metals → hedge against uncertainty and currency debasement
- Base metals → proxy for global growth and capex cycles
- Energy → driven by supply shocks and geopolitical events

investment process – arbitrage

Arbitrage is the simultaneous buying and selling of an asset in different markets in order to take advantage of differing prices for the same asset. This strategy aims to deliver near risk-free returns for the investor



STEP 1: Identifying Opportunity

Identifies and captures the price difference between a stock in the cash market and its corresponding price in the futures (derivatives) market

STEP 2: Building Positions

Involves buying a stock in the cash market and simultaneously selling it in the futures market at a higher price

STEP 3: Unwinding Positions

The cash market price converges with the futures market price at the end of the month. Thus it aims to deliver near risk-free returns for the investor, though returns are subject to market conditions

why add qsif Active Asset Allocator long-short fund to existing mf portfolio



qsif Active Asset Allocator Long-Short Fund is an actively managed long-short, multi-asset strategy. The fund will invest across asset classes such as Equity, Debt, Commodity, REITS and InvITs. The fund aims to deliver consistent, risk-adjusted returns across market cycles through actively managed multi asset diversification.

1

Reduction
in volatility

Adding SIF strategies to an investor's existing MF portfolio could statistically reduce overall portfolio volatility and improve risk metrics

2

Enhance diversification
and reduce drawdowns

Short positions will further enhance diversification of an investor's existing portfolio with long bias, reducing drawdowns and improving risk-adjusted returns

3

Source of
additional alpha

Short positions provide hedge opportunities and also represent a unique source of potential alpha in an investor's portfolio


advantages of qsif active asset allocator long-short fund



Active asset allocation allows the portfolio to adapt to changing market conditions instead of being locked into static exposures

- Improves risk-adjusted returns by dynamically shifting between equity, debt and commodities based on opportunity
- Reduces drawdowns by cutting exposure to overheated or high-risk segments during market stress
- Captures opportunities across cycles, as different asset classes outperform at different times
- Avoids timing burden on investors, as allocation decisions are taken within the fund
- Enables better capital allocation efficiency, allocating more capital to high-conviction ideas and less to low-return environments
- Adapts to macro changes such as interest rates, inflation and liquidity conditions
- Generates multiple return drivers, instead of relying on a single asset class

India's 1st Specialized Investment Fund (SIF)



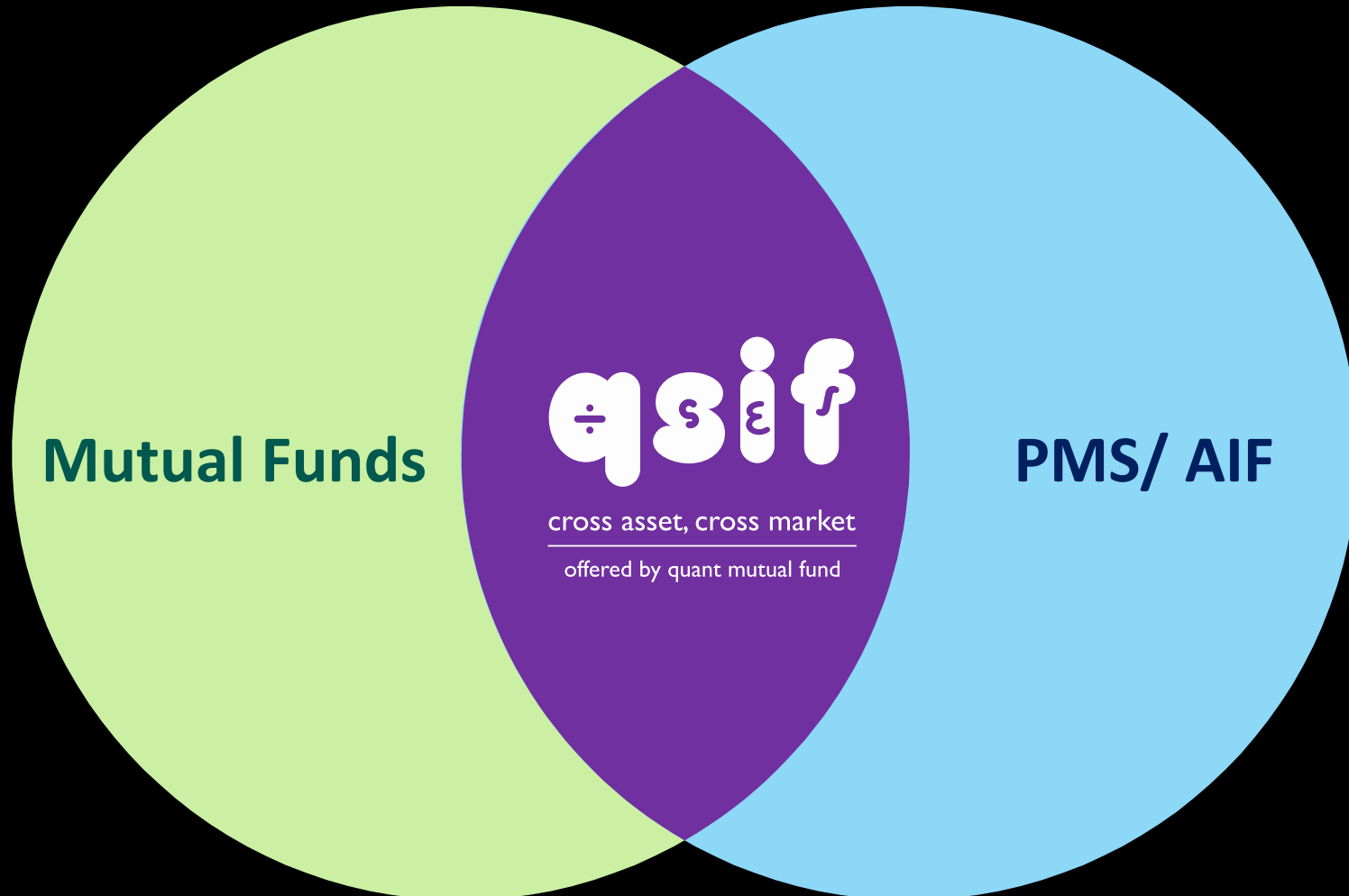
cross asset, cross market

offered by quant mutual fund

Based on
Systematic Active Investing



qsif integrates globally accepted **Long-Short** strategies with **transparency, accessibility, tax efficiency** and **ease of execution** of traditional mutual fund schemes





Tactical Longs & Opportunistic Shorts
Just play both



cross asset, cross market
offered by quant mutual fund

qsif, MF & AIF | comparison

Features	quant MF Schemes	qsif	AIFs
Investment Framework	Discretionary Active Investing (VLRT)	Systematic Active Investing (MARCOV)	Tradional Active Investing
Portfolio Analytics	Low Frequency Analytics	High Frequency Analytics	Low Frequency Analytics
LFA/HFA Ratio	70/30	30/70	90/10
Investment horizon for Fund Managers	Medium & Long-term	Short & Medium-term	Long-term
Relative Risk Profiling (Beta)			
i) Equity	High	Moderate	Very High
ii) Hybrid	Moderate	Moderate	Moderate
iii) Debt	Low	Low	Moderate
Tax Efficiency	High	High	Low
Investment Tenure for Investors	Long-term	Long-term	Long-term
Diversification	Diversified	More Diversified	Less Diversified
Max Exposure	100%	100%	200% (Leverage)
Hedging	✓	✓	✓
Unhedged (Naked Shorts)	0%	25%	100%
Low Risk Derivative strategies viz. Arbitrage	✓	✓	✓
Low Risk Derivative strategies viz. Covered Call	✓	✓	✓
Low Risk Derivative strategies viz. Bear Put Spread	✗	✓	✓
Low Risk Derivative strategies viz. Long Straddle	✓	✓	✓
Low Risk Derivative strategies viz. Protective Put	✓	✓	✓
Moderate Risk Derivative strategies viz. Bear Call Spread	✗	✓	✓
High Risk Derivative strategies viz. Short Call	✗	✓	✓
High Risk Derivative strategies viz. Short Put	✗	✓	✓
High Risk Derivative strategies viz. Short Straddle	✗	✓	✓

relative performance in different market phases

Different Phase of Equity Markets	Relative Performance	
	quant MF Equity Centric	qsif Equity Centric
Raging Bull Market	Outperformance	Underperformance
Bull Market	Outperformance	Moderate performance
Correction & Consolidation	Moderate performance	Outperformance
Rangebound market	Moderate performance	Outperformance
Bear Market	Underperformance	Outperformance
Volatile Market	Moderate performance	Outperformance


illustrations of performance under different market phases are only indicative and should not be considered as guarantees or assurances of future results.

the engine behind qsif's long-short edge



High Frequency Analytics (HFA)

Decodes price action and liquidity shifts in real time for making investment decisions



quantamine

Facilitates advanced data analytics, risk mitigation and seamless execution across asset classes and market conditions



Systematic Active Investing

Determines optimal long/short allocations by blending data-driven models and signals utilizing proprietary investment framework 'MARCov'



Proprietary Indicators

Leverage unique behavioural, regime and perception metrics to identify inflexion points with precision

[Click here](#) to view the detailed qsif presentation

quant: powerhouse for long-short strategy

Deep Market Expertise & Leadership Experience

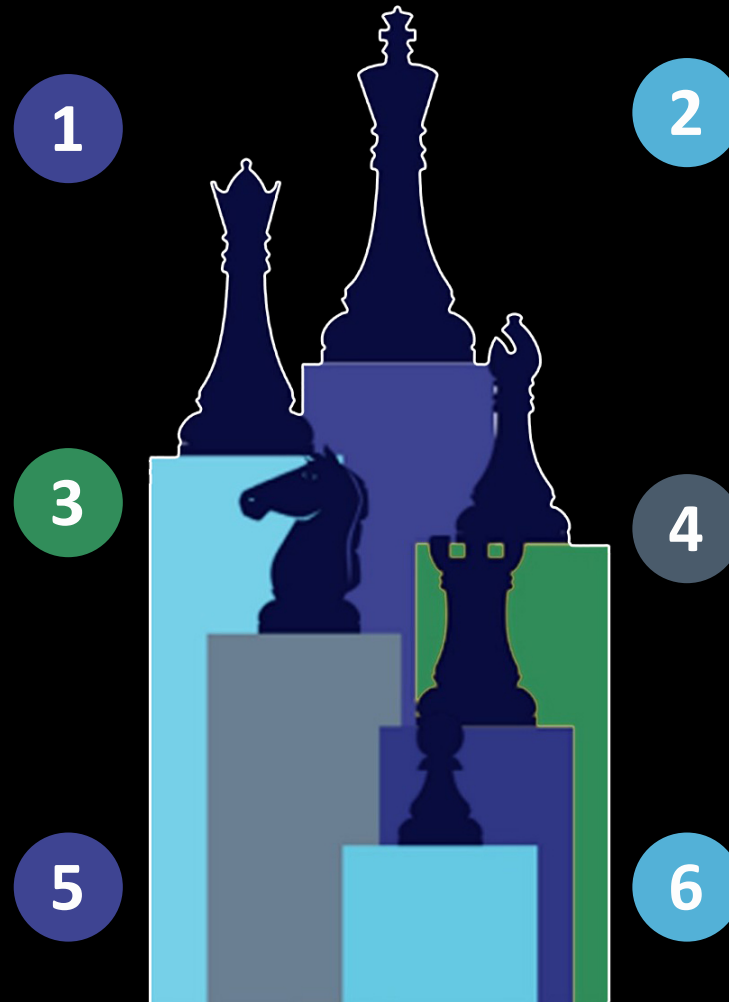
Led by one of India's earliest institutional players in the derivatives and Badla markets, quant's Founder & CIO, Sandeep Tandon, brings proven expertise in quantitative research and multivariate investment strategies. His decades of leadership, combined with the team's experience across long-short equity, statistical arbitrage, and volatility arbitrage, ensure deep domain mastery that few in the market can rival

Trust of 1 lac investors

quant Mutual Fund has demonstrated steady growth among AMCs in India, delivering strong growth across schemes in past 5 years. The current equity MuM of ₹ 88,700* crore has grown from ₹ 35 crore in 2020 and has huge investors base of over 1 crore folios*

Robust, Evolving Investment Framework

Through quant's indicator suite — Risk Appetite, Liquidity, Money Flow, Perception, and Volatility Analytics — the investment process continuously adapts to changing market cycles. This enables resilience and adaptability in both volatile and stable environments, crucial for long-short strategies



Advanced Data & High Frequency Capabilities

In its previous avatar, quant was an early adopter of co-location in India, launching a high-frequency trading desk that processed billions of data points with nanosecond precision, turning them into actionable strategies. From 2008 to 2018, quant's proprietary trading and facilitation desk consistently delivered absolute returns, demonstrating strong strategy execution and risk management


Relentless Dynamic Management

quant has been a pioneer of dynamic management in the Indian mutual fund industry, building its philosophy around constant portfolio calibration and swift decision-making

Seamless Integration of Tech & Human Expertise

quant's Systematic Active Investing approach uniquely merges algorithmic rigor with the conviction of seasoned portfolio managers. This hybrid model allows swift response to market shifts without losing the depth of discretionary insight, a critical edge in dynamic long-short positioning

*Total folios and MuM (Money under Management) data as on February 27, 2026 (approximately). Source - Kfin Technologies Ltd



cross asset, cross market

offered by quant mutual fund

Systematic Active Investing enabled through our proprietary investment framework '**MARCOV**' to go long on winners, short on laggards and curb drawdowns

POWERED BY
High Frequency Analytics (HFA)

evolution of

÷+−×!−πε×≈



cross asset, cross market

offered by quant mutual fund

inception to infinity

objectivity is our religion, data is god

quantamine platform – the nerve centre of qsif

quantamine is a fully integrated, in-house intelligence and execution architecture engineered for **latency-sensitive** multi-asset strategies. Designed as the central nervous system of the firm’s investment operations, it **unifies risk, compliance, investments, and operations** into a frictionless, coordinated workflow. It ingests heterogeneous, high-dimensional datasets on **macroeconomy, microstructure, sentiment, liquidity, and volatility** into a single actionable layer. Its architecture deploys advanced pattern recognition models to detect regime shifts, liquidity stress points, and market microstructure anomalies, dynamically recalibrating risk exposure in real time

Born in 1995 as **Stockmagic** (erstwhile name of **quantamine**) on a personal computer at the Founder’s residence, the platform grew into a large-scale effort employing 75 engineers at its peak. Its evolution has been forged in crises: **Risk Appetite Analytics** after the 2000 dot-com collapse to gauge shifts in investor tolerance, **Liquidity Analytics** during the 2008 financial crisis to track hidden fragilities in funding markets, and **Money Flow Analytics** as their synthesis to map cross asset capital movements. Post 2020 COVID-19 crash, **Perception Analytics** was reoriented from static earnings forecasts to model valuation multiples, while **Volatility Analytics** was expanded across asset classes to anticipate regime breaks and bolster proactive risk management

These pillars now form a tightly interlinked, adaptive framework that allows **quantamine** to anticipate market change with precision rather than react to it. Alongside, the platform delivers custom dashboards and performance analytics at any level of granularity. Extensive logging, maker-checker controls, and breach tracking ensure an auditable environment that balances agility with governance

“By fusing **predictive modelling with streamlined inter-team workflows**, **‘quantamine’ facilitates market foresight and enables seamless execution of various kinds of strategies**”



cross asset, cross market

offered by quant mutual fund



Systematic Active Investing
Active Strategies, Systematic Precision

Systematic Active Investing – structured intelligence, active precision

Systematic Active Investing is an investment style that combines the structural discipline of passive investing with the adaptability and insight of discretionary active management. It is a structured, rules-based decision architecture that is both conviction-driven and risk-aware

At quant, it forms the strategic backbone of qsif, enabling dynamic positioning across long–short portfolios with the objective of delivering steady performance through market cycles

All investment decisions originate from measurable signals derived from price behaviour, market microstructure and macro cycles with real-time data integration and multi-factor modelling

“ Unlike conventional active investing, which often depends on episodic human judgment, or passive investing which forgoes responsiveness, **Systematic Active Investing** operates within a disciplined, repeatable and adaptive framework ”

Systematic Active Investing leverages machine intelligence, advanced analytics, and human insight to identify opportunities across asset classes, construct resilient portfolios, and manage risks with precision

This style thrives on data density and analytical depth, continuously interrogating high-frequency signals, structural dislocations and behavioural anomalies across asset classes

It is a style **designed for today’s complex, data-saturated financial markets**, where speed, scalability, and structure are key to sustainable alpha generation

MARCOV

Microstructure
Analytics

Risk Analytics

Objectivity
Analytics

Alternate Data
Analytics

Cycles Analytics

Volatility Analytics

MARCOV



introducing **MARCOV** – adaptive precision in every position



To implement the Systematic Active Investing style with precision and depth, we have developed **MARCOV**, a proprietary investment framework that **translates** the **philosophy** of Systematic Active Investing into an **actionable & adaptive allocation model**

MARCOV is a cross asset, regime-aware framework built to optimise long–short portfolios with asymmetric return potential, controlled volatility, and adaptive risk modulation. It employs a **scientific, data-driven approach** to achieve consistent, superior risk-adjusted returns while maintaining tighter control over volatility and exposure

Predominantly based on our **High Frequency Analytics (HFA)**, it validates directional biases through a layered convergence model before capital is committed. The result is an integrated, forward-looking positioning model that can **systematically pivot between offensive and defensive stances**, ensuring that capital is consistently aligned with the prevailing and emerging market regime

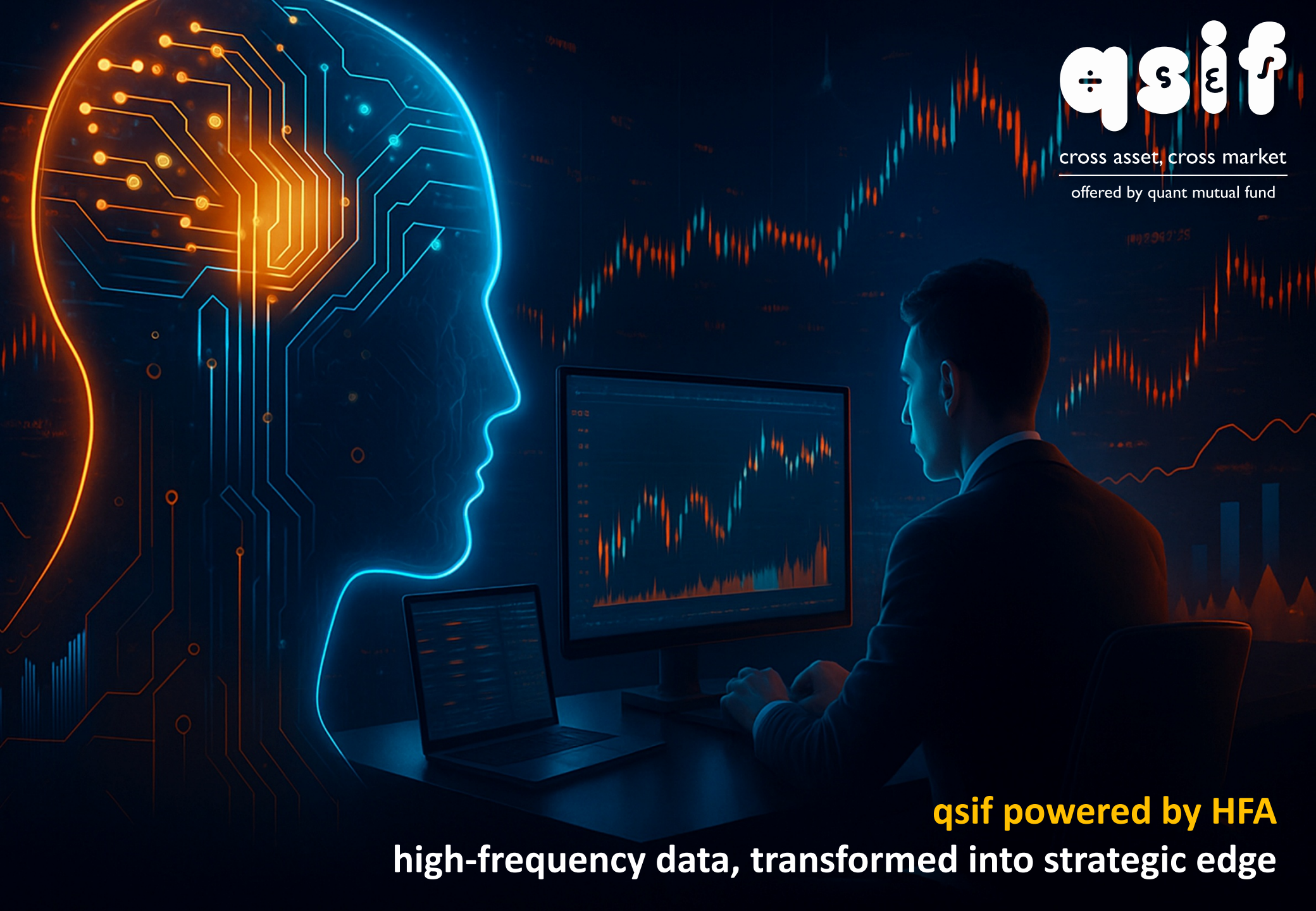
Execution is governed by a dual-approval mechanism: **machine-calculated allocations undergo discretionary review by money managers** with deep domain-specific context, ensuring the macro-narrative alignment and risk considerations are embedded into the core decision layer

*“ This synergy between probabilistic models and systematic discipline **allows qsif to move fluidly across the risk spectrum** — from market-neutral stances to high-conviction directional allocations, while maintaining ”*



cross asset, cross market

offered by quant mutual fund



qsif powered by HFA

high-frequency data, transformed into strategic edge

HFA – temporal microstructure intelligence for dynamic market navigation

quant's **High Frequency Analytics (HFA)** is an institutional-grade microstructure intelligence system designed to map and monitor live capital flows and latent risk vectors, transforming them into actionable insight. It is not speed for speed's sake; it is temporal resolution—the **ability to observe markets at the finest granularity** and act with conviction when fleeting opportunities arise

Fractal mathematics teaches that within apparent randomness lie repeating motifs, and **HFA** identifies and maps these structures across intraday and multi-day cycles, **revealing actionable opportunities hidden beneath the noise**. This capability allows us to **monitor positions, exposures, and margins in real time**, enabling both risk containment and strategic agility without sacrificing structural perspective

HFA processes high-frequency inputs such as **trade data, depth dynamics, liquidity flows across assets and venues, flow imbalance, sentiment signals and volatility clustering** to discern inflexion points of market-regime shifts. The processing pipeline is built for nanosecond-level throughput, enabling seamless ingestion, computation, and feedback in real time. Advanced state-mapping modules quantify **order flow toxicity, track liquidity shocks, and monitor adverse selection risk**, allowing the system to anticipate order book imbalances and volatility inflections before they appear on conventional timeframes. **Intraday decay curves, transaction cost models, and slippage analysis** align execution with optimal liquidity windows, ensuring minimal market footprint without compromising conviction trades. **Volatility clustering models** further refine gross and net exposure levels, ensuring drawdown containment without sacrificing convex upside capture

HFA is market data in motion—its insights inform the continuous calibration of our quantitative models, the live adjustment of strategies, and the anticipation of inflexion points in market regimes. The result is resilience at high speed: the ability to act decisively under conditions of uncertainty, while maintaining a coherent long-term strategic framework

“*In qsif's investment framework, **HFA** functions as the **timing oracle**—shaping the cadence of portfolio decisions by **fusing predictive analytics with live feedback loops** that continuously recalibrate signals and strategies*”

qsif – fusion of high and low-frequency analytics



quant Mutual Fund

High Frequency Analytics (HFA)
30%

VLRT
Discretionary Active Investing

time-sensitive meets **time-tested**

High Frequency Analytics (HFA)
70%

Low Frequency Analytics (LFA)
70%

MARCOV
Systematic Active Investing

Low Frequency Analytics (LFA)
30%

qsif – Specialized Investment Fund

qsif investment equation

High-Frequency
Analytics (70%)
+
Low-Frequency
Analytics (30%)



Risk Management



Money
Manager
Experience



Portfolio Construction
+
Dynamic Rebalancing

The Money Managers and Analysts are responsible for the portfolio management

(including idea generation, portfolio construction, security selection, investment research, dynamic rebalancing and risk management of the Fund)

**Sandeep Tandon | Founder & Chief Investment Officer**

Sandeep is the Founder & Chief Investment Officer of the quant Money Managers, which has grown to an AUM of approximately INR 96,000 crore from under INR 200 crore in just four years. Sandeep has built the mutual funds business from ground up, honing a culture of excellence and innovation. His entrepreneurial skills have established a mutual fund, which has captured the imagination of the modern investor base, and reached out to the length and breadth of vivid Bharat, now totaling over 9.6 million folios. He has channeled his vast experiences, interests and novel thinking into building the predictive analytics framework and the dynamic VLRT investment framework of the quant group. It is these frameworks coupled with his deep understanding of various asset classes at a global level, including credit, commodities, equities and now digital currencies that enable Sandeep in definitive identification of market inflexion points and arriving at conclusive micro and macro calls.

Sandeep's credentials as a global macro strategist are well established. As a behavioral house, quant engages multiple proprietary indicators and believes in the study of cycles to find inflexion points, using predictive analytics. Sandeep has a strong belief in quant Group's role as a knowledge partner in creating awareness about latest developments in investment philosophy and ideas, such as behavioral research. It is for this reason that he believes investor education is of utmost importance and the group, under his leadership, has undertaken many initiatives in this regard. Based on this belief, quant has authored 'Being Relevant' and 'quantamine: inception to infinity'. These books build on research covering decades, even centuries of data points, distilled through quant's VLRT & MARCOV investment frameworks and predictive analytics indicators. They further outline the potential trajectory for the world in the coming decades that can help money managers and investors prepare for volatile times, which will upend the conventional analytical methods and beliefs of the past decades.

Sandeep has vast experience of over 33 years in the capital markets. His journey in the money management business started in FY 1992-93 with GIC mutual fund (a JV partner with George Soros in India) where he was a trainee. He later joined IDBI Asset Management, where he was a founding member and a part of the core team that initialized the asset management business. He played a key role in devising, conceptualizing and marketing one of India's most successful mutual fund schemes: IDBI I-NITS 95. Furthermore, Sandeep worked in pivotal positions at several reputed financial services firms including ICICI Securities (a JV partner with J P Morgan in India), Kotak Securities (a JV partner with Goldman Sachs in India) and REFCO (erstwhile global derivatives firm). He has also worked at the Economic Times Research Bureau (a research wing of Bennett, Coleman and Company Limited).



Sameer Kate | Money Manager

Sameer has over two decades of experience in Indian equities and derivatives dealing. Prior to joining quant MF, Sameer was Sr. Sales Trader at Investec Capital covering equity and derivatives trading for domestic and foreign institutional clients. He has also worked for over 16 years at Kotak Securities as a Sales Trader. Sameer has completed Bachelor of Computer Science from Pune University and an MBA from IME Pune.



Jignesh Shah | Money Manager

Jignesh brings over three decades of experience in the securities markets, having begun his investment career in 1993. Over this period, he has developed deep expertise across equity, macroeconomic, and commodity markets, shaped by his experience through multiple global market cycles. He has had prior professional engagement with the Quant group and has developed a strong familiarity with its investment philosophy, institutional processes, and disciplined risk management framework. Earlier in his career, he worked with Nippon Life AMC as an Investment Analyst, where he tracked global commodities and built a strong foundation in fundamental research. He subsequently held senior portfolio management positions at leading asset management firms including ICICI Prudential AMC and Aditya Birla Sun Life AMC, where he successfully managed diversified equity portfolios across varying market conditions. His experience and familiarity with quant's investment framework further strengthen the continuity, depth, and institutional robustness of the investment team.



Ankit Pande | Money Manager

Ankit has an experience of over 13 years in Indian equities. He started his career in core banking software with Infosys' Finacle, then moved in to equity research, along the way picking up the (U.S. based) CFA charter and a masters in business administration from The Chinese University of Hong Kong in 2017, being placed on the school's Dean List. He won the Thomson Reuters StarMine Award for best stock picker in the IT sector in 2014 and is a lifetime member of the Beta Gamma Sigma academic honour society.



Sanjeev Sharma | Money Manager

Sanjeev has been associated with various schemes of quant mutual fund since 2005. Sanjeev specializes in analysis of credit risk and is responsible for monitoring and assessing investment opportunities across asset classes. Sanjeev brings along a rich and diverse experience in the Capital Markets of over 18 years to his role of a Money Manager. He has obtained an M'Com, PG Diploma in Business Administration (Finance) and Certified Treasury Manager (Forex & Risk Management).

investment strategy details

Category of Investment Strategy	Active Asset Allocator Long-Short Fund
Subscription Frequency	Daily (only Business days).
Redemption Frequency	Every Tuesday and Wednesday* of the week. *Next business day in case Tuesday and Wednesday is a non-business day
Notice Period	Not Applicable
Investment Objective	To achieve long-term capital appreciation and income generation by dynamically allocating investments across multiple asset classes—equity, debt, equity and debt derivatives, REITs/InVITs, and commodity derivatives—while utilizing up to 25% short exposure on permitted instruments through derivatives to optimize returns and manage risk efficiently. There is no assurance that the investment objective of the investment strategy will be achieved.
Benchmark Index	40% NSE 500 TRI + 30% CRISIL Short Term Bond Fund Index + 30% ICOMDEX Composite Index
Investment Type	Interval investment strategy dynamically investing across equity, debt, equity and debt derivatives, REITs/InVITs and commodity derivatives, including limited short exposure on permitted instruments through derivatives.
Plans Available	qsif Active Asset Allocator Long-Short Fund – Growth Option – Direct & Regular qsif Active Asset Allocator Long-Short Fund – Income Distribution cum Capital Withdrawal Option (Payout & Re-investment facility) – Direct & Regular
Entry Load	Nil
Exit Load	1% if redeemed/switched out on or before completion of 15 days from the date of allotment of units No Exit Load is payable if Units are redeemed / switched-out after 15 days from the date of allotment
Fund Managers	Mr. Sandeep Tandon Mr. Sameer Kate Mr. Jignesh Shah Mr. Ankit Pande Mr. Sanjeev Sharma
Minimum Application	Purchase: Rs.10,00,000/- plus in multiple of Re.1 thereafter. The minimum investment amount requirement as stated above shall not apply to existing investors under qsif.
Amount during the NFO and onwards	Additional Purchase: Rs. 10,00,000/- and in multiples of Rs. 1/- thereafter Repurchase: Rs. 10,000/-
Systematic Investment Plan (SIP)	Rs. 10,000/- and multiple of Re. 1/-
Bank Details	Account Name: qsif Active Asset Allocator Long-Short Fund Account Number: 57500001881968 IFSC Code: HDFC0000060, Branch: HDFC, Fort, Mumbai 400001

risk-band, links & disclaimer

<p>This product is suitable for investors who are seeking*:</p>	<p>Risk-Band</p>	<p>Benchmark Risk-Band (as applicable)</p>
<ul style="list-style-type: none"> To achieve long-term capital appreciation and income generation by dynamically allocating investments across multiple asset classes—equity, debt, equity and debt derivatives, REITs/InvITs, and commodity derivatives—while utilizing up to 25% short exposure on permitted instruments through derivatives to optimize returns and manage risk efficiently 		
<p>*Investors should consult their financial advisors if in doubt about whether the product is suitable for them. The above product labelling assigned during the New Fund Offer (NFO) is based on internal assessment of the scheme characteristics or model portfolio and the same may vary post NFO when the actual investments are made</p>	<p>Risk Band Level 5</p>	<p>Risk Band Level 5 40% NSE 500 TRI + 30% CRISIL Short Term Bond Fund Index + 30% iCOMDEX Composite Index</p>

links

<p>Investment Strategy Information Document (ISID) Click here</p>	<p>Application Form Click here</p>	<p>Detailed qsif Presentation Click here</p>	<p>qsif Website Click here</p>
---	--	--	--

also available on

		<p>https://invest.qsif.com/sifInvestor/</p>	<p style="text-align: center;">all schemes performance and risk-o-meters</p> <p style="text-align: center;">quant MF schemes: https://quantmutual.com/Admin/scheme/Scheme_Performance_MF_Feb-2026.xlsx qsif Strategies: https://www.qsif.com/Admin/scheme/Scheme_Performance_SIF_Feb-2026.xlsx</p>
--	--	--	---

Disclaimer: All figures and data given in the document are dated unless stated otherwise. In the preparation of the material contained in this document, the AMC has used information that is publicly available, including information developed in-house. Some of the material used in the document may have been obtained from members/persons other than the AMC and/or its affiliates and which may have been made available to the AMC and/or to its affiliates. Information gathered and material used in this document is believed to be from reliable sources. The AMC however does not warrant the accuracy, reasonableness and / or completeness of any information. We have included statements / opinions / recommendations in this document, which contain words, or phrases such as “will”, “expect”, “should”, “believe” and similar expressions or variations of such expressions, that are “forward looking statements”. Actual results may differ materially from those suggested by the forward looking statements due to risk or uncertainties associated with our expectations with respect to, but not limited to, exposure to market risks, general economic and political conditions in India and other countries globally, which have an impact on our services and / or investments, the monetary and interest policies of India, inflation, deflation, unanticipated turbulence in interest rates, foreign exchange rates, equity prices or other rates or prices etc. There is no assurance or guarantee of returns under the scheme. The AMC (including its affiliates), the Mutual Fund, the Specialized Investment Fund the trust and any of its officers, directors, personnel and employees, shall not liable for any loss, damage of any nature, including but not limited to direct, indirect, punitive, special, exemplary, consequential, as also any loss of profit in any way arising from the use of this material in any manner. The recipient alone shall be fully responsible/are liable for any decision taken on this material. Investors are advised to consult their own legal, tax and financial advisors to determine possible tax, legal and other financial implication or consequence of subscribing to the units of qsif (offered by quant Mutual Fund). quant Money Managers Ltd. has no duty or obligation to update the information contained herein. Past performance may or may not be sustained in the future. This presentation, including the information contained herein, may not be copied, reproduced, republished, or posted in whole or in part, in any form without the prior written consent of quant Money Managers Ltd.

The views expressed herein are as of April 02, 2026. This presentation has been prepared and issued on the basis of internal data, publicly available information and other sources believed to be reliable. The information contained in this document is for general purposes only and not a complete disclosure of every material fact and terms and conditions. The information / data herein alone is not sufficient and shouldn't be used for the development or implementation of an investment strategy. It should not be construed as investment advice to any party. All opinions, figures, charts/graphs, estimates and data included in this presentation are as on date and are subject to change without notice. Readers shall be fully responsible / liable for any decision taken on the basis of this presentation. Investments in Securities are subject to market and other risks and there is no assurance or guarantee that the objectives of any of the investment strategies will be achieved. The investment strategy may not be suited to all categories of investors. Recipient shall understand that the aforementioned statements cannot disclose all the risks and characteristics. The recipient is requested to take into consideration all the risk factors including their financial condition, suitability to risk return, etc. and take professional advice before investing.

Registration Code for the quant mutual fund is MF/028/96/4		
<p>Contact details for general service requests:</p> <p>Investors can lodge any service request or complaints or enquire about NAVs, Unit Holdings, IDCW, etc by calling the Investor line of the AMC at "022-6295 5005" from 09.00 am to 5.30 pm (Monday to Friday) or email: help.investor@qsif.com</p>	<p>Contact details for complaint resolution:</p> <p>Investors can write to: Ms. Sudha Biju, Chief Investor Relations Officer quant Money Managers Limited 6th Floor, Sea Breeze Building, Appasaheb Marathe Marg, Prabhadevi Mumbai - 400 025 Tel. No. (Board):- 022-6295 5005 E-mail: help.investor@qsif.com</p>	<p>For any grievances with respect to transactions through NSE/BSE, the investors/Unit Holders should approach the investor grievance cell of the stock exchange If you are not satisfied with the resolution provided by us, please follow the below matrix to raise/escalate your grievances. SCORES: https://scores.sebi.gov.in/ and SMART ODR: https://smartodr.in/login</p>

INVESTMENTS IN SPECIALIZED INVESTMENT FUND INVOLVES RELATIVELY HIGHER RISK INCLUDING POTENTIAL LOSS OF CAPITAL, LIQUIDITY RISK AND MARKET VOLATILITY. PLEASE READ ALL INVESTMENT STRATEGY RELATED DOCUMENTS CAREFULLY BEFORE MAKING THE INVESTMENT DECISION. MUTUAL FUND INVESTMENTS ARE SUBJECT TO MARKET RISKS, READ ALL SCHEME RELATED DOCUMENTS CAREFULLY.



qsif
**ACTIVE ASSET
ALLOCATOR**
LONG-SHORT FUND

qsif

6th floor, sea breeze building, appasaheb marathe marg, prabhadevi, mumbai - 400 025. tel: +91 22 022-6295-5005 | contact@qsif.com | www.qsif.com